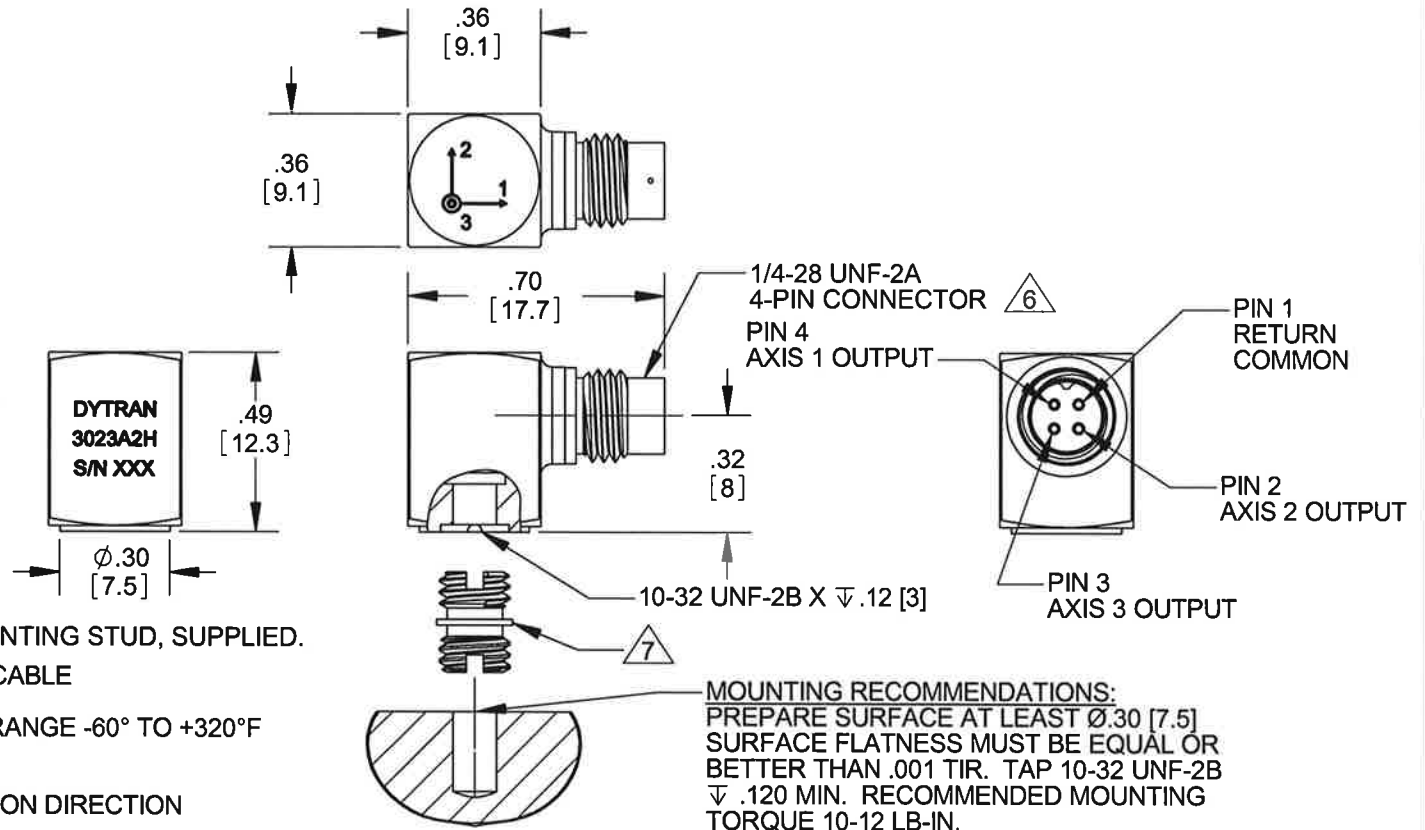
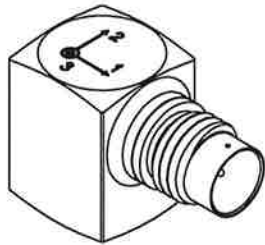


PROPRIETARY AND CONFIDENTIAL

THE INFORMATION CONTAINED IN THIS DRAWING IS THE SOLE PROPERTY OF DYTRAN INSTRUMENTS INC. ANY REPRODUCTION IN PART OR AS A WHOLE WITHOUT THE WRITTEN PERMISSION OF DYTRAN INSTRUMENTS INC. IS PROHIBITED

REVISIONS

REV.	ECN	DESCRIPTION	BY/DATE	CHK	APPR
C	13040	NOTE $\triangle 6$ 6967AXX WAS: 6811AXX OR 6824AXX	RA, 12/04/09	MH	LW



- $\triangle 7$ MODEL 6200, 10-32 UNF-2A MOUNTING STUD, SUPPLIED.
- $\triangle 6$ MATES WITH DYTRAN 6967AXX CABLE (XX=LENGTH IN FEET).
- 5. OPERATIONAL TEMPERATURE: RANGE -60° TO +320°F
- 4. SENSITIVITY: 10mV/G NOMINAL
- 3. WEIGHT: 4 GRAMS NOM
- 2. ARROWS INDICATE ACCELERATION DIRECTION FOR POSITIVE OUTPUT
- 1. MATERIAL: TITANIUM ALLOY

NOTES: UNLESS OTHERWISE SPECIFIED.

USED ON	NEXT ASSY	UNLESS OTHERWISE SPECIFIED: INTERPRET DIM & TOL PER ASME Y14.5M - 1994. REMOVE BURRS. COUNTERSINK INTERNAL THDS 90° TO MAJOR DIA. CHAM EXT THDS 45° TO MINOR DIA. THD LENGTHS AND DEPTHS ARE FOR MIN FULL THDS. THDS PER MIL-S-7742. DIMENSIONS APPLY AFTER FINISHING. ALL MACHINED SURFACES. TOTAL RUNOUT WITHIN .005. BREAK SHARP EDGES .005 TO .010. MACHINED FILLET RADII .005 TO .015. WELDING SYMBOLS PER AWS A2.4. ABBREVIATIONS PER MIL-STD-12.
APPLICATION		
THIRD ANGLE PROJECTION USA		UNLESS OTHERWISE SPECIFIED: DIMENSIONS ARE IN INCHES. DIMENSIONS IN BRACKETS [] ARE IN MILLIMETERS TOLERANCES ARE: INCHES METRIC ANGLES .XX ± .03 .X ± 0.8 ± 1° .XXX ± 0.10 .XX ± 0.25

UNLESS OTHERWISE SPECIFIED: DIMENSIONS ARE IN INCHES. DIMENSIONS IN BRACKETS [] ARE IN MILLIMETERS TOLERANCES ARE: INCHES METRIC ANGLES .XX ± .03 .X ± 0.8 ± 1° .XXX ± 0.10 .XX ± 0.25	
MATERIAL	
FINISH	
DO NOT SCALE DRAWING	

CONTRACT NO.	
APPROVALS	
ORIG	PML
CHK	DV
APP	ANS
APP	
DATE	
	04/04/07
	08/13/08
	08/14/08

MASTER COPY IF IN RED
Chatsworth, CA

TITLE: **MARKING DRAWING, 3023A2**

SIZE	CAGE CODE	DWG. NO.	REV
A	2W033	127-3023A2H	C
SCALE: NONE	SOLIDWORKS	SHEET 1 OF 1	

MODEL NUMBER 3023A2H	PERFORMANCE SPECIFICATION	DOC NO. PS3023A2H
	ACCELEROMETER, TRIAXIAL, IEPE	REV K, ECN 14272, 06/18/18



- HIGH TEMPERATURE
- HERMETICALLY SEALED
- MINIATURE SIZE

PHYSICAL

	ENGLISH		SI	
Weight	0.14	oz	4.0	grams
Mounting	10-32 Tapped Hole		10-32 Tapped Hole	
Connector [1]	4-pin		4-pin	
Material, Housing / Connector	Titanium		Titanium	
Sensing Element	Quartz		Quartz	
Element Style	Shear		Shear	

PERFORMANCE

Sensitivity, -10 + 15% [2]	10	mV/g	1.02	mV/m/s ²	
Range F.S. (each axis)	±500	g	4900.00	m/s ²	
Frequency Response	±5%	1.5 to 4000	Hz	1.5 to 4000	Hz
	-5 / +15%	1.5 to 10000	Hz	1.5 to 10000	Hz
Resonant Frequency	> 40	kHz	> 40	kHz	
Broad Band Resolution [7]	0.007	Grms	0.069	m/s ² rms	
Spectral Noise	1.25Hz	0.003	Grms/√(Hz)	0.029	m/s ² rms/√(Hz)
	10Hz	0.001	Grms/√(Hz)	0.0098	m/s ² rms/√(Hz)
	100Hz	0.0002	Grms/√(Hz)	0.00196	m/s ² rms/√(Hz)
	1000Hz	0.00005	Grms/√(Hz)	0.00049	m/s ² rms/√(Hz)
	10000Hz	0.00004	Grms/√(Hz)	0.00039	m/s ² rms/√(Hz)
Linearity [3]	1	%F.S.	1	%F.S.	
Maximum Transverse Sensitivity	6	%	6	%	
Signal Polarity	[5]		[5]		

ENVIRONMENTAL

Maximum Vibration	±600	g pk	±5880	m/s ²
Maximum Shock	5000	g pk	49050	m/s ²
Temperature Range	-60 to +320	°F	-51 to +160	°C
Environmental Seal	Hermetic		Hermetic	
Coefficient of Thermal Sensitivity	0.015	% / °F	0.015	% / °C

ELECTRICAL

Supply Current Range [4]	2 to 20	mA	2 to 20	mA
Compliance Voltage Range	+18 to +30	VDC	+18 to +30	VDC
Output Impedance, Typ.	100	Ω	100	Ω
Output Bias Voltage	7 to 11	VDC	7 to 11	VDC
Discharge Time Constant	0.3 - 1.5	sec	0.3 - 1.5	sec
Ground Isolation	Case Ground		Case Ground	

This family also includes:

Model	Sensitivity (mV/g)	Range (Gpeak)	Resolution (Grms)	Oper. Temp(°F)	TC

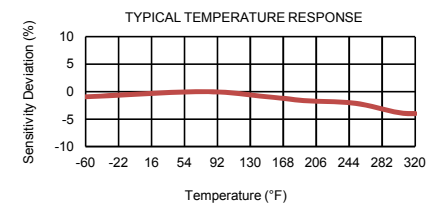
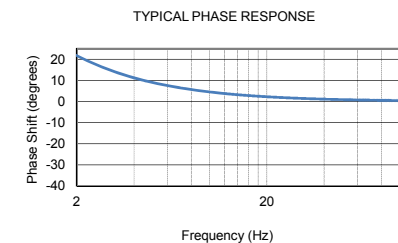
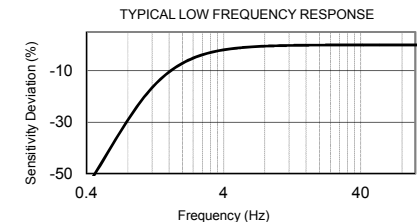
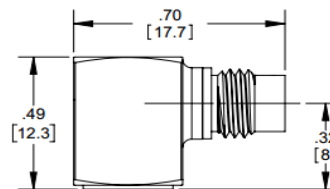
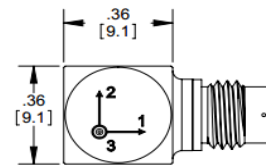
Please, refer to the performance specifications of the products in this family for detailed description

Supplied Accessories:

- 1) Accredited Calibration Certificate (ISO 17025)
- 2) Model 6200 Mounting Stud, Qty 1.

Notes:

- [1] Connector mates with Dytran's cable assy. Model 6967AXX. (xx = length in feet)
- [2] Measured At 100 Hz, 1 Grms per ISA RP 37.2
- [3] Measured using zero-based best straight-line method, % of F.S. or any lesser range.
- [4] Do not apply power to this system without current limiting, 20 mA MAX. To do so will destroy the IC charge amplifier.
- [5] Positive for motion in direction of arrows on housing.
- [6] In the interest of constant product improvement, we reserve the right to change the specification without notice.
- [7] Typical. Not to exceed .010 Grms [.10 m/s²].



Units on the line drawing are in inches, units in brackets are in millimeters. Refer to 127-3023A2H for more information.

