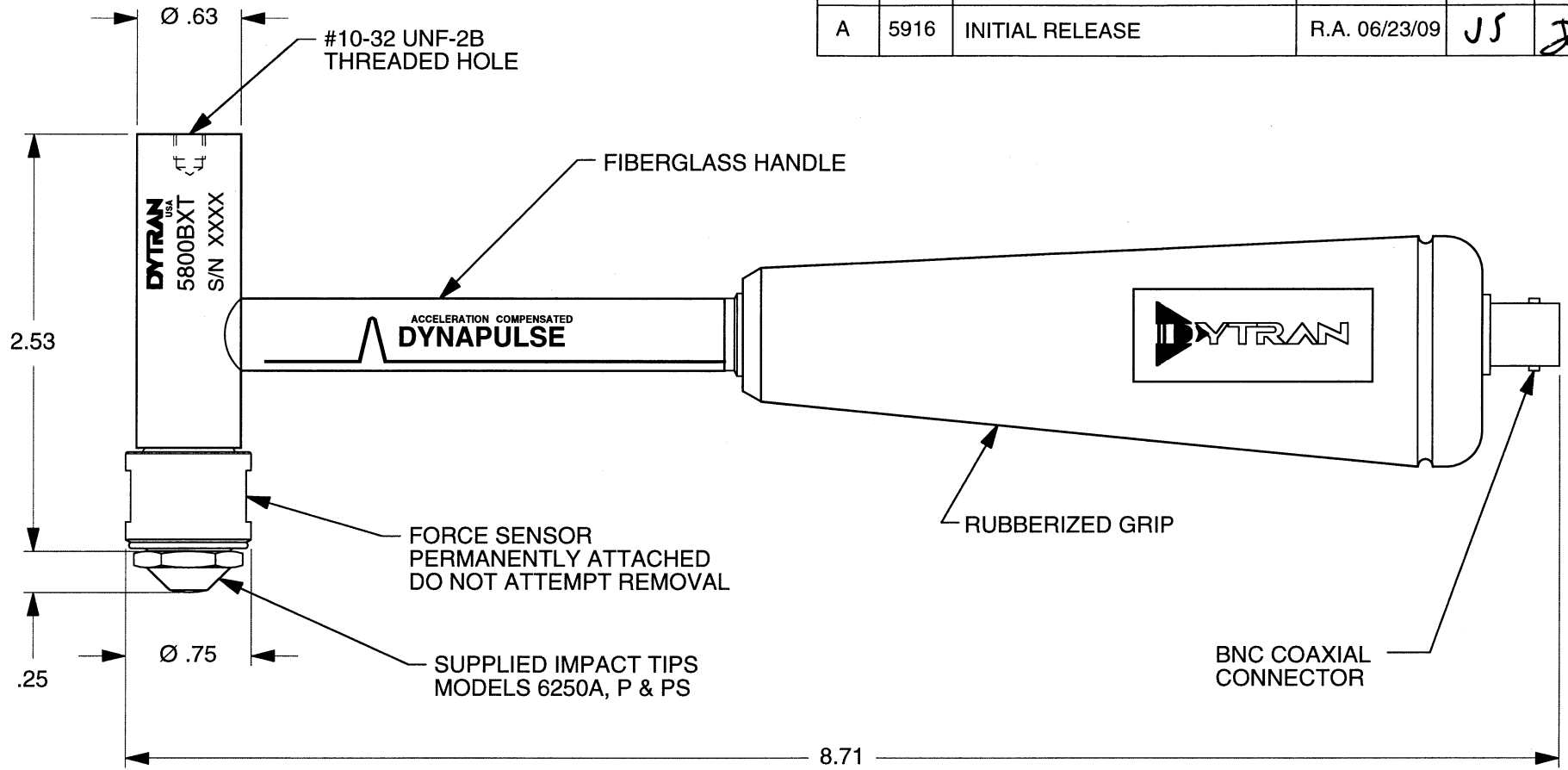


REV	ECN	DESCRIPTION	BY/DATE	CHK	APPR
A	5916	INITIAL RELEASE	R.A. 06/23/09	JS	<i>[Signature]</i>



MODEL NO.	SENSITIVITY
5800B2T	100 mV/LbF
5800B3T	50 mV/LbF
5800B4T	10 mV/LbF
5800B5T	5 mV/LbF

1. HEAD WEIGHT - 100 GRAMS, TOTAL WEIGHT-220 GRAMS

		<h1>MASTER ONLY IF IN RED</h1>		CHATSWORTH, CA.	
SCALE	1X	REV	-	DATE	SEE REV BLOCK
DATE	6/23/09	PART NO.			
DRAWN	N.C.	CHECKED	JS	MAT'L	
APPROVED	<i>[Signature]</i>	7/10/09		NEXT ASSEMBLY	USED ON
TITLE				DWG NO.	
OUTLINE/INSTALLATION DRAWING, IMPULSE HAMMER SERIES 5800BT				127-5800BT	
				SHEET 1 OF 1	

Model Number 5800B2T	PERFORMANCE SPECIFICATION	Doc No PS5800B2T
	DYNAPULSE™ IMPULSE HAMMERS	REV C, ECN 13593, 08/07/17



- IMPULSE HAMMERS
- EXCELLENT LINEARITY
- TEDS FEATURE

PHYSICAL

Weight, Head Connector [1]
 Head Material
 Handle Material
 Sensing Element Mode

ENGLISH		SI	
3.5	oz	100	grams
BNC Receptacle		BNC Receptacle	
Stainless Steel		Stainless Steel	
Stainless Steel		Stainless Steel	
Fiber Glass		Fiber Glass	
Quartz		Quartz	
Compression		Compression	

PERFORMANCE

Sensitivity, ± 10 %
 Range
 Maximum Force
 Linearity [1]
 Resonant Frequency
 Stiffness
 Operating Temperature
 TEDS Operating Temperature

100	mV/LbF	25	mV/N
50	Lbs. Force	0.2	kN
1,000	Lbs. Force	4.4	kN
± 1	% Full Scale	± 1	% Full Scale
75	kHz	75	kHz
11.4	Lb/μin	1.97	kN/μm
-40 to +150	°F	-40 to +66	°C
-40 to +185	°F	-40 to +85	°C

ELECTRICAL

Output Voltage F.S
 Output Impedance, Max
 Compliance Voltage Range
 Supply Current Range
 Discharge Time Constant
 TEDS Feature

±5	V	±5	V
100	Ω	100	Ω
+18 to +30	VDC	+18 to +30	VDC
2 to 20	mA	2 to 20	mA
20 to 25	Sec	20 to 25	Sec
IEEE 1451.1		IEEE 1451.1	

This family also includes:

Model	Sensitivity (mV/Lb)	Range(Lbs. Force)	Max.Force (Lbs. Force)	Oper. Temp(°F)
5800B3T	50	100	1000	-40 to +150
5800B4T	10	500	1000	-40 to +150
5800B5T	5	100	2000	-40 to +150

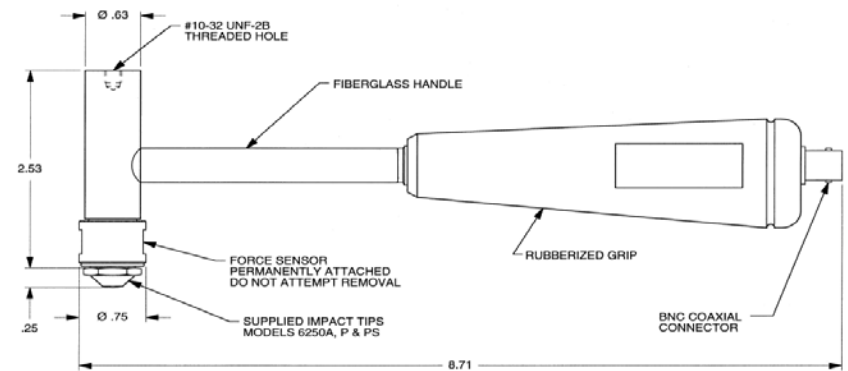
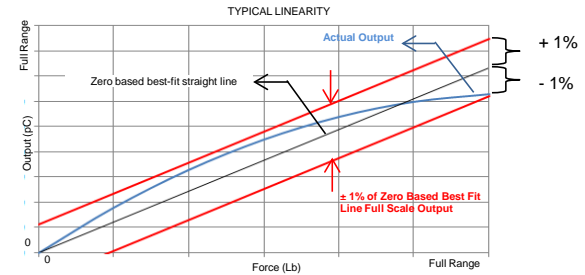
Please, refer to the performance specifications of the products in this family for detailed description

Supplied Accessories:

- 1) Accredited calibration certificate (ISO 17025)
- 2) Impact tips,(1) model 6250A(aluminum), (1) model 6250P(Plastic) and (1) 6250PS, (soft plastic)

Notes:

[1] Percent of full scale or any lesser range, Zero based best-fit straight line method.



Units on the line drawing are in inches, units in brackets are in millimeters. Refer to 127-5800BT for more information.



21592 Marilla Street, Chatsworth, California 91311 Phone: 818.700.7818 Fax:818.700.7880 www.dytran.com
 For permission to reprint this content, please contact info@dytran.com